


PMEX UPDATE


BUY



CRUDE10-MA25
 71.94 1.32%
 Expiry 19/Feb/25
 Remaining 9 Days

Entry	70.71 - 70.8
Stoploss	70.22
Take Profit	72.2 - 72.28


BUY



NGAS1K-MA25
 3.4200 3.35%
 Expiry 25/Feb/25
 Remaining 15 Days

Entry	3.439 - 3.447
Stoploss	3.40
Take Profit	3.479 - 3.493


BUY



GO10Z-AP25
 2,932.74 1.56%
 Expiry 27/Mar/25
 Remaining 45 Days

Entry	2910 - 2913
Stoploss	2901.83
Take Profit	2921 - 2926


SELL



SL10-MA25
 32.72 0.84%
 Expiry 26/Feb/25
 Remaining 16 Days

Entry	32.655 - 32.599
Stoploss	32.85
Take Profit	32.461 - 32.411


SELL



PLATINUM5-AP25
 1,026.15 0.52%
 Expiry 27/Mar/25
 Remaining 45 Days

Entry	1024 - 1023
Stoploss	1028.98
Take Profit	1018 - 1016


BUY



COPPER-MA25
 4.6245 0.77%
 Expiry 26/Feb/25
 Remaining 16 Days

Entry	4.6125 - 4.6156
Stoploss	4.59
Take Profit	4.6381 - 4.6499


BUY



ICOTTON-MA25
 66.73 1.68%
 Expiry 20/Feb/25
 Remaining 10 Days

Entry	66.62 - 66.68
Stoploss	66.42
Take Profit	67.01 - 67.2


BUY



DJ-MA24
 44,583 0.36%
 Expiry 20/Mar/25
 Remaining 38 Days

Entry	44547 - 44565
Stoploss	44416.95
Take Profit	44695 - 44741


BUY



SP500-MA24
 6,076 0.43%
 Expiry 20/Mar/25
 Remaining 38 Days

Entry	6075 - 6080
Stoploss	6057.36
Take Profit	6094 - 6099


SELL



NSDQ100-MA24
 21,737 0.68%
 Expiry 20/Mar/25
 Remaining 38 Days

Entry	21669 - 21648
Stoploss	21745.48
Take Profit	21566 - 21534


BUY



GOLDUSDJPY-MA25
 152.18 0.52%
 Expiry 26/Feb/25
 Remaining 16 Days

Entry	152.31 - 152.33
Stoploss	151.97
Take Profit	152.52 - 152.59

SELL



GOLDEURUSD-MA25
 1.0311 -0.15%
 Expiry 26/Feb/25
 Remaining 16 Days

Entry	1.0323 - 1.0316
Stoploss	1.03
Take Profit	1.0296 - 1.0286

Major Headlines

Oil climbs as market steadies after US tariff concerns US stock futures rise; Trump's tariff threat; inflation data EUR/USD: To trade in a broad range of 1.0250/1.0490 – UOB

Oil prices ticked higher on Monday, rebounding after declines last week on concerns about a global trade war, as investors appeared to shrug off U.S. President Donald Trump's latest threat, this time on steel and aluminum imports. Brent crude futures was up 74 cents, or 1%, to \$75.40 a barrel by 0938 GMT while U.S. West Texas Intermediate crude also climbed 1%, or 72 cents, at \$71.72 a barrel. [see more...](#)

US stock index futures rose Monday, as investors digested fresh tariff comments from President Donald Trump ahead of the release of key economic data later this week. By 05:30 ET (10:30 GMT), Dow Jones Futures rose 120 points, or 0.3%, S&P 500 Futures gained 25 points, or 0.4%, and Nasdaq 100 Futures climbed 135 points, or 0.6%. The main averages all sank on Friday, dragged lower by Trump's announcement [see more...](#)

We expected EUR to trade in a 1.0355/1.0415 range last Friday. Our expectation was incorrect, as EUR fell, reaching a low of 1.0304. Downward momentum has increased, albeit not much. There is scope for EUR to weaken further today, but any decline is unlikely to reach the major support at 1.0250 (there is another support level at 1.0275). Resistance levels are at 1.0335 and 1.0365 [see more...](#)

Gold Prices Continue To Rise Amid Escalating US-China Trade USD/JPY: Likely to trade between 151.10 and 152.70 – UOB Forex Today: Gold rally continues, USD holds ground

The gold (XAU/USD) price rose by 0.14% on Friday but failed to hold above the important \$2,870 level. XAU/USD has been rising for six consecutive weeks as investors bought safe-haven assets amid escalating trade tensions between the U.S. and China. Last week, U.S. President Donald Trump imposed new duties on China but granted Mexico and Canada a one-month reprieve. Still, political and financial uncertainty [see more...](#)

After USD plummeted last Thursday, we indicated on Friday that 'while further USD weakness is not ruled out, deeply oversold conditions suggest that any decline may not reach 150.60 (minor support is at 151.00).' We pointed out that 'resistance levels are at 151.80 and 152.50.' USD subsequently swung between 150.93 and 152.41, closing largely unchanged at 151.40 (-0.03%). [see more...](#)

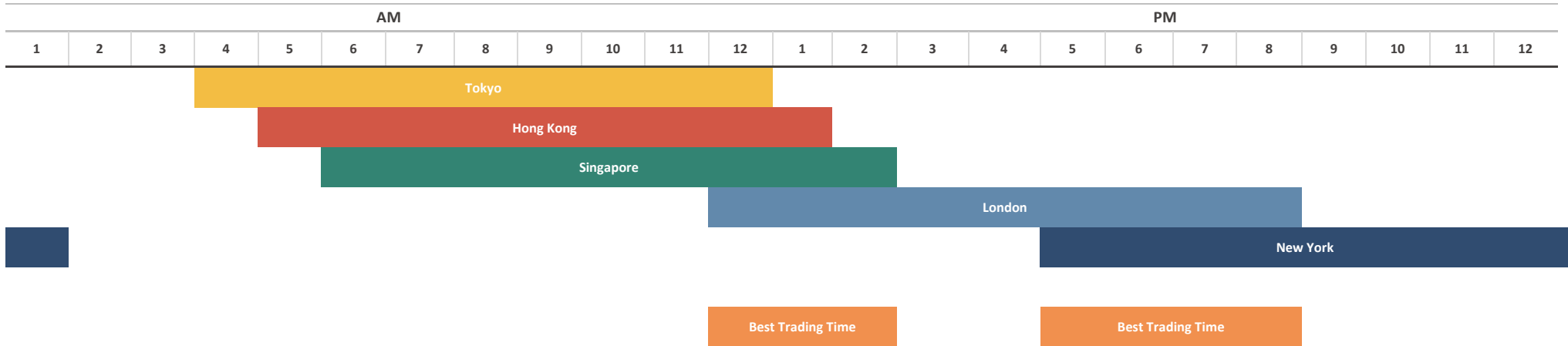
The US Dollar stays resilient against its major rivals on Monday as markets assess the latest headlines surrounding US President Donald Trump's tariff policy. The economic calendar will not feature any high-impact data releases. Later in the day, European Central Bank (ECB) President Christine Lagarde will deliver the Annual Report at the European Parliament. Following the mixed labor market data [see more...](#)

Economic Calendar

Event	Dates	Time	Currency	Importance	Actual	Forecast	Previous
Fed Chair Powell Testifies	11-Feb-25	8:00 PM	USD	High volatility			
Core CPI (MoM) (Jan)	12-Feb-25	6:30 PM	USD	High volatility		0.30%	0.20%
CPI (YoY) (Jan)	12-Feb-25	6:30 PM	USD	High volatility		2.90%	2.90%
CPI (MoM) (Jan)	12-Feb-25	6:30 PM	USD	High volatility		0.30%	0.40%
Fed Chair Powell Testifies	12-Feb-25	8:00 PM	USD	High volatility			
Crude Oil Inventories	12-Feb-25	8:30 PM	USD	High volatility			8.664M

FOREX MARKETS' STATISTICS

Forex Market Hours

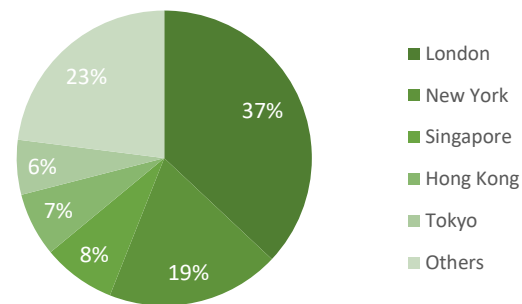


Note: This chart shows the normal forex trading times of all the major forex trading centers across the globe in Pakistan Standard Time.

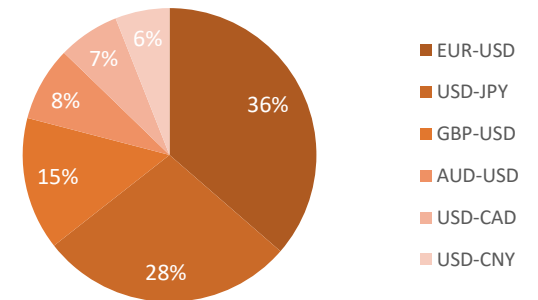
Forex Turnover by Counterparty



Markets' Share in Total Forex Turnover



Most Traded Currency Pairs



Sources: ACPL Research, Forexmarkethours, Dailyfx, Ig

DISCLAIMER

This report has been prepared by Abbasi and Company (Private) Limited and is provided for information purposes only. Abbasi and Company (Private) Limited (ACPL) is engaged in brokerage business of commodities futures in Pakistan and to provide the trading/ execution facility on Pakistan Mercantile Exchange (PMEX). There is risk of loss in trading in derivatives (futures). The author, directors and other employees of Abbasi and Company (Private) Limited and its affiliates cannot be held responsible for any loss in trading. Futures; futures on margin carries a high level of risk and may not be suitable for all investors. The high degree of leverage can work against the investor/ traders. Before deciding to invest in Commodity derivatives, you should carefully consider your investment objectives, level of experience, and risk appetite. The possibility exists that you could sustain a loss of some or all of your initial investment and therefore you should not invest money that you cannot afford to lose. You should be aware of all the risks associated with futures trading in commodities and other financial products. We take no responsibility for any loss made in investment on any instruments through us. In any event Abbasi and Company (Private) Limited, its affiliates, agents will not be liable to anyone for any decision made or action taken for investment/ trading. Abbasi and Company (Private) Limited, its affiliates, directors and employees cannot be held responsible for any loss in trading due to any problem in connectivity; failure of system; technical problem in the software or any other reason whatever. All the reports/ recommendations/ trading calls/ opinions are advisory in nature and contains the opinions of the author, which are not to be construed as investment advices. The author, directors and other employees of Abbasi and Company (Private) Limited and its affiliates cannot be held responsible for the accuracy of the information presented herein or for the results of the positions taken based on the opinions expressed in the reports/ views from Abbasi and Company (Private) Limited. All the views/ recommendations/ trading calls and opinions are based on the information, which are believed to be accurate and no assurance can be given for the accuracy of these information.

Derivatives trading involve substantial risk. The valuation of the underlying may fluctuate, and as a result, clients may lose their entire original investment. In no event should the content of this research report be construed as an express or an implied promise, guarantee or implication by, or from, Abbasi and Company (Private) Limited that you will profit or that losses can, or will be, limited in any manner whatsoever. Past results are no indication of future performance. The information provided in this report is intended solely for informative purposes and is obtained from sources believed to be reliable. Information is in no way guaranteed. No guarantee of any kind is implied or possible where projections of future conditions are attempted. Investments in securities market are subject to market risks, read all the related documents carefully before investing.

All rights reserved by Abbasi and Company (Private) Limited. This report or any portion hereof may not be reproduced, distributed, or published by any person for any purpose whatsoever. Nor can it be sent to a third party without prior consent of Abbasi and Company (Private) Limited. Action could be taken for unauthorized reproduction, distribution, or publication.

The research analyst, primarily involved in the preparation of this report, certifies that (1) the views expressed in this report accurately reflect his/her personal views about the subject commodity/index /currency pair and (2) no part of his/her compensation was, is or will be directly or indirectly related to the specific recommendations or views expressed in this report.

DISCLOSURE

Following exchange rates are used to convert investment and profit values:

- USD/PKR: 278.75
- JPY/PKR: 1.77

To arrive at our Target Price, Abbasi & Company (Private) Limited uses following methods:

- Technical Analysis
- Fundamental Analysis

Furthermore, profit and returns are inclusive of all expenses including PMEX Fee, ACPL Fee & Sales Tax

RESEARCH DISSEMINATION POLICY

Abbasi & Company (Private) Limited endeavors to make all reasonable efforts to disseminate research to all eligible clients in a timely manner through either physical or electronic distribution such as email, fax mail etc. Nevertheless, all clients may not receive the material at the same time.

PREPARED BY

Muhammad Rashid Nawaz
Phone: (+92) 42 38302028
Ext: 118
Email: umairjaved@abbasiandcompany.com

RESEARCH DEPARTMENT

6 - Shadman, Lahore
Phone: (+92) 42 38302028; Ext: 116, 117
Email: research@abbasiandcompany.com
web: www.abbasiandcompany.com

HEAD OFFICE

6 - Shadman, Lahore
Phone: (+92) 42 38302028
Email: support@abbasiandcompany.com
web: www.abbasiandcompany.com